

áŋ

ú

h

s'

# Lakota Keyboard Layout and Fonts Bundle v.4 | Mac OS X | User Guide

## Welcome!

Thanks for downloading the Lakota Keyboard Layout and Fonts Bundle v.4! Once you've installed it, you'll be able to type beautiful Lakota anywhere on your computer – including word documents, social media and emails.

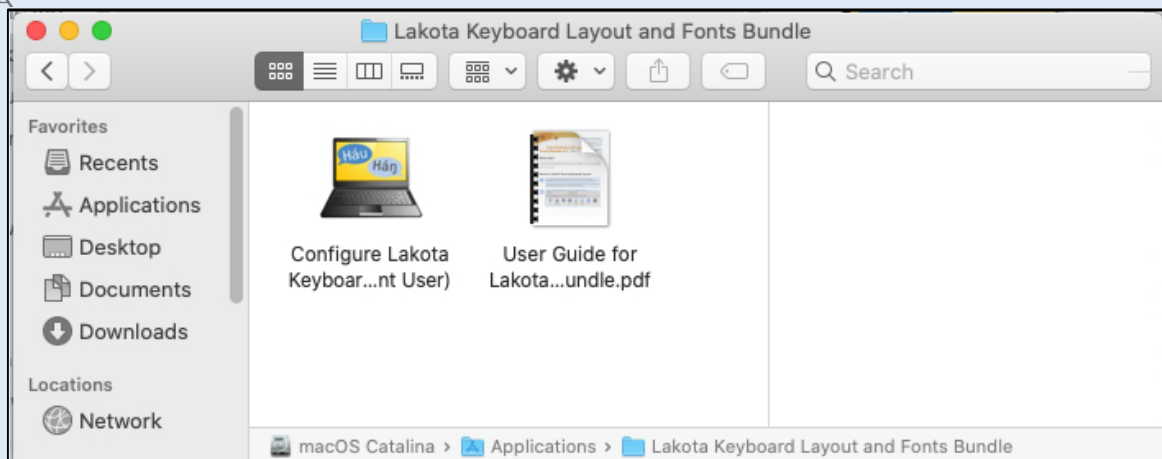
## How to install the keyboard layout

1

The Lakota Keyboard Layout and Fonts Bundle v.4 can be downloaded from [www.lakota.org](http://www.lakota.org). Click **Open** and **License**, and **Installation** screens. This will install the keyboard layout and fonts to your hard drive.

2



















































Click **Activate** and **License** screens. This will activate the keyboard layout and fonts.



# How to turn on the keyboard layout

When you want to start typing in Lakota, just click the **Input menu** in the top right corner of your screen and select **Lakota**.








When you are finished, just click the menu again and select your other keyboard layout. You can switch between your



keyboard layouts more quickly by                                                    

# How to use the keyboard layout







Some of the keys on the English keyboard become redundant when writing Lakota, because they produce letters (such as R and F) that don't exist in the Lakota language. These keys (shown in **blue** above) are used to type the special Lakota letters:

- |  |   |
|--|---|
|  produces the letter <b>ģ</b> as in <b>ģí</b>        |  produces the letter <b>š</b> as in <b>šúnka</b>  |
|  produces the nasal mark as in <b>ohánŋ</b>         |  produces the letter <b>ħ</b> as in <b>ħóte</b>  |
|  produces the letter <b>ž</b> as in <b>žó</b>       |  produces the letter <b>č</b> as in <b>čhó</b> . |
|  produces the glottal stop (') as in <b>čík'ala</b> |   |

Every word in Lakota carries a stress mark to show which syllable is louder. You can type the stressed vowels using the keys  through  on the number row (shown in **orange** above):

- |   |   |
|---|---|
|  produces the letter <b>á</b> as in <b>pahá</b>  |  produces the letter <b>é</b> as in <b>mašké</b>   |
|  produces the letter <b>í</b> as in <b>thípi</b> |  produces the letter <b>ó</b> as in <b>wóphila</b> |
|  produces the letter <b>ú</b> as in <b>igmú</b>  |   |

You can also get the stress mark by pressing the forward slash key  (shown in **pink** above) after you type a vowel. So  followed by  produces **á** as in pah**á**.

Holding down the  key either side of the space bar (shown in **green** above) makes the keys behave as they would in the English keyboard layout without requiring you to turn off the Lakota keyboard layout. You might find this function helpful if you are typing a Lakota text that requires only one or two English characters, for example in the sentence

*Bismarck él wathí*

which requires the letters R and C (not found in the Lakota keyboard layout).

You can order a set of stickers from **[www.illcbookstore.com](http://www.illcbookstore.com)** and apply them to your physical keyboard to help you get used to the layout of the letters.

## Fonts bundle

This software also installs a number of different fonts to your computer so that you can enhance the appearance of your word-processing and graphic work. These fonts are included in the software because most fonts still do not cater for the Lakota alphabet. We recommend that you print out the two final pages in this manual so that you have a visual reference of the Lakota-compatible fonts.

## User support

If you need any assistance in using this product, please phone **1-888-525-6828** or email **[customersupport@lakhota.org](mailto:customersupport@lakhota.org)**.

# Lakota-compatible fonts

Aargau Pro **Šuŋǵíla čík'ala kiŋ hóthąŋka žolówaŋ.**

Andika New Basic Šuŋǵíla čík'ala kiŋ hóthąŋka žolówaŋ.

Antigone Pro **Šuŋǵíla čík'ala kiŋ hóthąŋka žolówaŋ.**

Antigone Pro Cd **Šuŋǵíla čík'ala kiŋ hóthąŋka žolówaŋ.**

Arezzo Pro Šuŋǵíla čík'ala kiŋ hóthąŋka žolówaŋ.

Arezzo Pro Ex Šuŋǵíla čík'ala kiŋ hóthąŋka žolówaŋ.

Arezzo Pro Rounded Cd Bold **Šuŋǵíla čík'ala kiŋ hóthąŋka žolówaŋ.**

Arezzo Pro Xlight Šuŋǵíla čík'ala kiŋ hóthąŋka žolówaŋ.

Artistic Pro *Šuŋǵíla čík'ala kiŋ hóthąŋka žolówaŋ.*

Avignon Pro Šuŋǵíla čík'ala kiŋ hóthąŋka žolówaŋ.

Avignon Pro Cd Šuŋǵíla čík'ala kiŋ hóthąŋka žolówaŋ.

Avignon Pro Xlight Šuŋǵíla čík'ala kiŋ hóthąŋka žolówaŋ.

Barbedor Pro Šuŋǵíla čík'ala kiŋ hóthąŋka žolówaŋ.

Charis SIL Šuŋǵíla čík'ala kiŋ hóthąŋka žolówaŋ.

Clearface Pro Šuŋǵíla čík'ala kiŋ hóthąŋka žolówaŋ.

DejaVu Sans Šuŋǵíla čík'ala kiŋ hóthąŋka žolówaŋ.

DejaVu Sans Condensed Šuŋǵíla čík'ala kiŋ hóth̃aŋka žolówaŋ.

DejaVu Sans Light Šuŋǵíla čík'ala kiŋ hóth̃aŋka žolówaŋ.

DejaVu Sans Mono Šuŋǵíla čík'ala kiŋ hóth̃aŋka žolówaŋ.

DejaVu Serif Šuŋǵíla čík'ala kiŋ hóth̃aŋka žolówaŋ.

DejaVu Serif Condensed Šuŋǵíla čík'ala kiŋ hóth̃aŋka žolówaŋ.

Dessau Pro Šuŋǵíla čík'ala kiŋ hóth̃aŋka žolówaŋ.

Gentium Basic Šuŋǵíla čík'ala kiŋ hóth̃aŋka žolówaŋ.

Liberation Mono Šuŋǵíla čík'ala kiŋ hóth̃aŋka žolówaŋ.

Liberation Sans Šuŋǵíla čík'ala kiŋ hóth̃aŋka žolówaŋ.

Liberation Serif Šuŋǵíla čík'ala kiŋ hóth̃aŋka žolówaŋ.

MPH 2B Damese Šuŋǵíla čík'ala kiŋ hóth̃aŋka žolówaŋ.

Typewriter Pro Šuŋǵíla čík'ala kiŋ hóth̃aŋka žolówaŋ.

Univeristy Oldstyle Pro Šuŋǵíla čík'ala kiŋ hóth̃aŋka žolówaŋ.